


D42-XXX590B



ITEM NO.	ART NUMBER	QTY.
1	G2382-620	2
2	80086	1
3	B20-2K	4
4	022-XXXXXX(Not included)	6
5	022-XXXXXX(Not included)	2
6	B20-2R	2
7	D3U2-310	2
8	G2741	8
9	B20-2E	4
10	B20-2H	1
11	G2384	2
12	B00-010	4
13	022-XXXXXX(Not included)	6
14	022-XXXXXX(Not included)	2
15	B20-2S	2
16	P03-XXX(Not included)	6
17	E03-XXX(Not included)	6
18	B40-5F	6
19	B40-5B	2

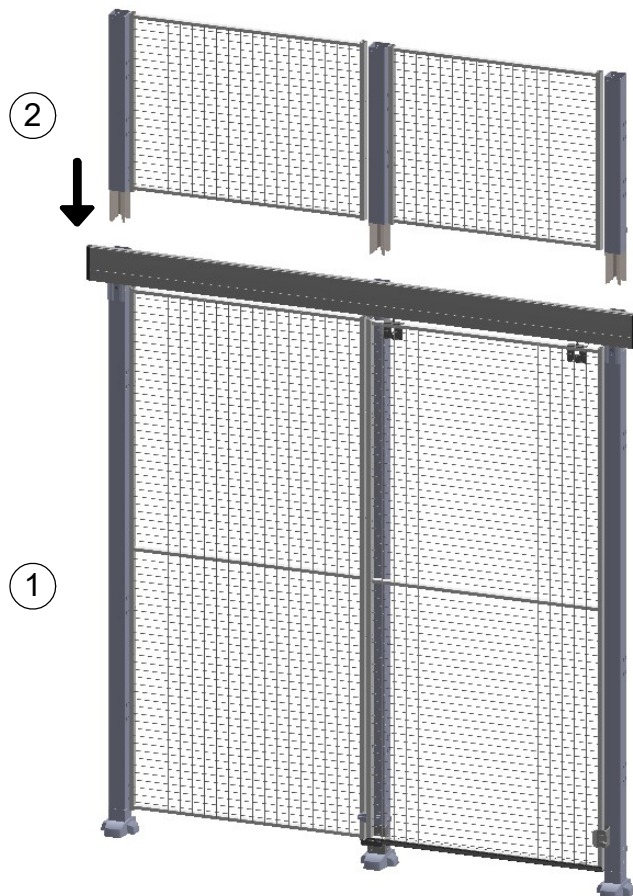


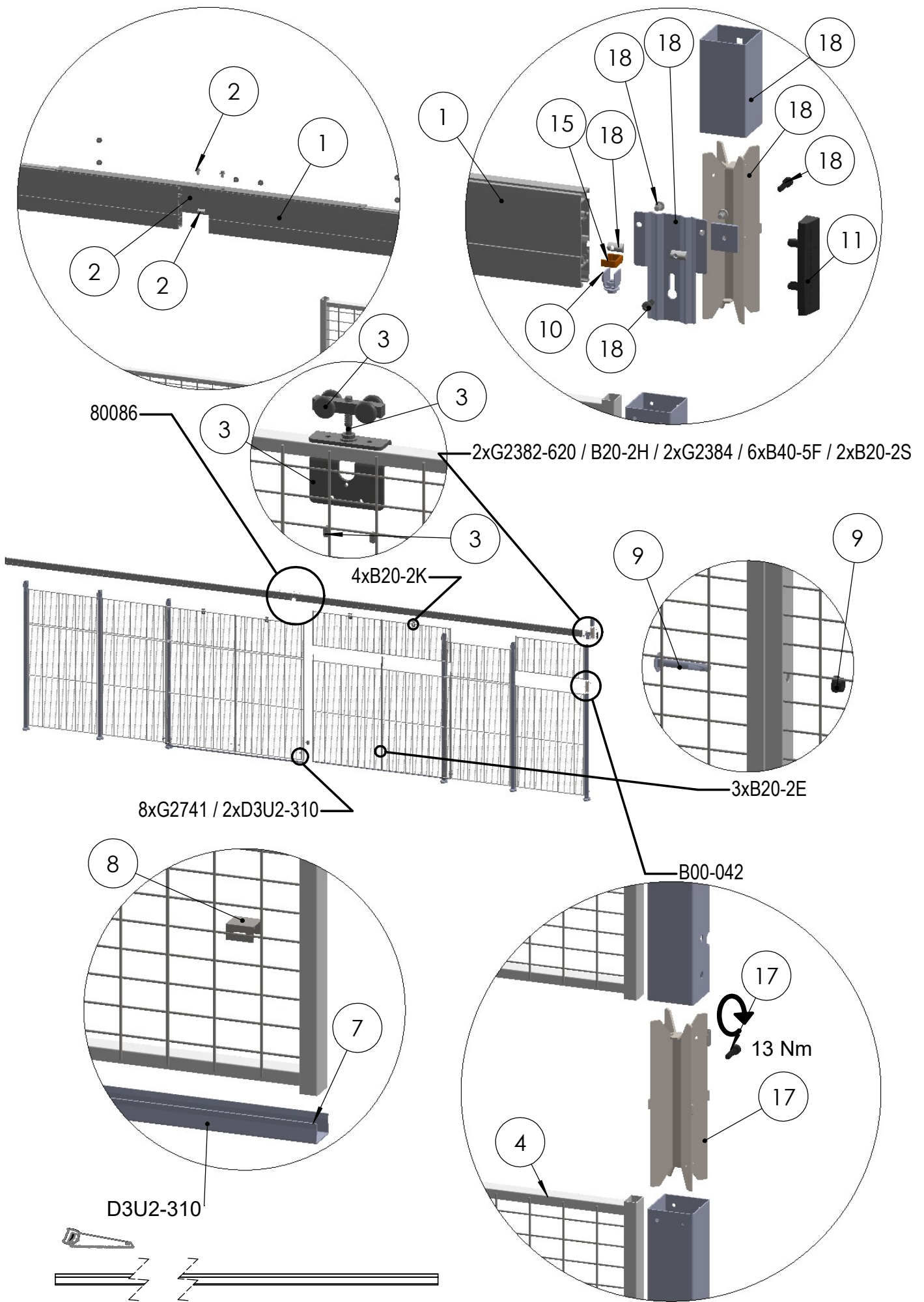
Date: 2018-03-22	Version D.2	<p>Axelent AB</p> <p>BOX 1 · KÄVSJÖVÄGEN 17 SE-335 73 · HILLERSTORP SWEDEN</p> <p>TEL +46 (0)370-37 37 30 INFO@AXELENT.SE AXELENT.COM</p>	<p>BG инструкции за монтаж CZ Montážní návod DE Montageanleitung DK Monteringsvejledning EE Paigaldusjuhendid ES Instrucciones de montaje FI Kokoamisohje FR Les instructions d'assemblage GR οδηγίες συναρμολόγησης HU Összeszerelési utasítások IE Treoracha cóimeála IT Istruzioni di montaggio</p>	<p>JP 組立説明書 LT Montavimo instrukcijos LV Montāžas instrukcijas MT Istruzzjonijiet għall-immuntar NL Montage-instructies PL Instrukcje składowania PT Instruções de montagem RO Instrucțiunile de asamblare SE Monteringsanvisningar SI Navodila za montažo SK Návod na montáž UK Assembly guide</p>
	C-number (for internal use) C-0004742-01			

1)

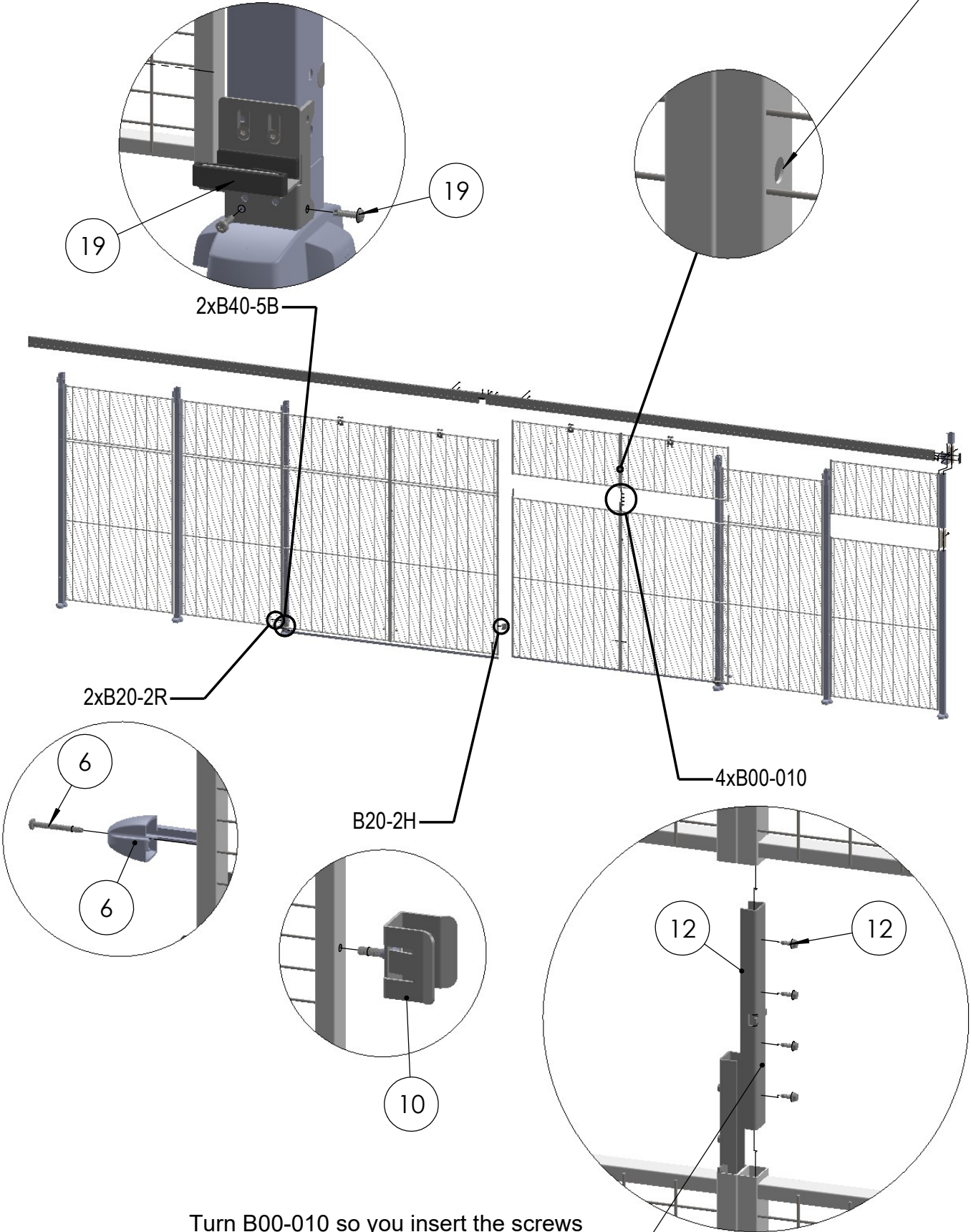


2)





Clean the holes by a 10 mm drill to easier insert B20-2E in the 750 high panel.



Turn B00-010 so you insert the screws from the inside of the panel, when the panels should be mate together.