


D40-XXX310B




ITEM NO.	PART NUMBER	QTY.
1	G2382-310	2
2	B20-2J	1
3	B40-4C	1
4	B40-4B	1
5	022-XXXXXX(Not included)	1
6	022-XXXXXX(Not included)	1
7	022-XXXXXX(Not included)	1
8	022-XXXXXX(Not included)	2
9	022-XXXXXX(Not included)	1
10	B20-2R	1
11	D3U2-330	1
12	B20-2E	4
13	G2741	6
14	B20-2K	3
15	B00-010	3
16	022-XXXXXX(Not included)	1
17	022-XXXXXX(Not included)	1
18	022-XXXXXX(Not included)	1
19	022-XXXXXX(Not included)	1
20	022-XXXXXX(Not included)	2
21	G2384	2
22	10-9773(Not included)	4
23	B20-2S	1
24	P03-XXX(Not included)	5
25	E03-XXX(Not included)	5
26	B40-5F	5




Date: 2020-12-21	Version F.2	Axelent AB BOX 1 · KÄVVSJÖVÄGEN 17 SE-335 73 · HILLERSTORP SWEDEN TEL +46 (0)370-37 37 30 INFO@AXELENT.SE AXELENT.COM	BG инструкции за монтаж CZ Montážní návod DE Montageanleitung DK Monteringsvejledning EE Paigaldusjuhendid ES Instrucciones de montaje FI Kokoamisohje FR Les instructions d'assemblage GR οδηγίες συναρμολόγησης HU Összeszerelési utasítások IE Treoracha cóimeála IT Istruzioni di montaggio	JP 組立説明書 LT Montavimo instrukcijos LV Montāžas instrukcijas MT Istruzzjonijiet għall-immuntar NL Montage-instructies PL Instrukcje składowania PT Instruções de montagem RO Instrucțiunile de asamblare SE Monteringsanvisningar SI Navodila za montažo SK Návod na montáž UK Assembly guide
	C-number (for internal use) C-0004725-01			

1)

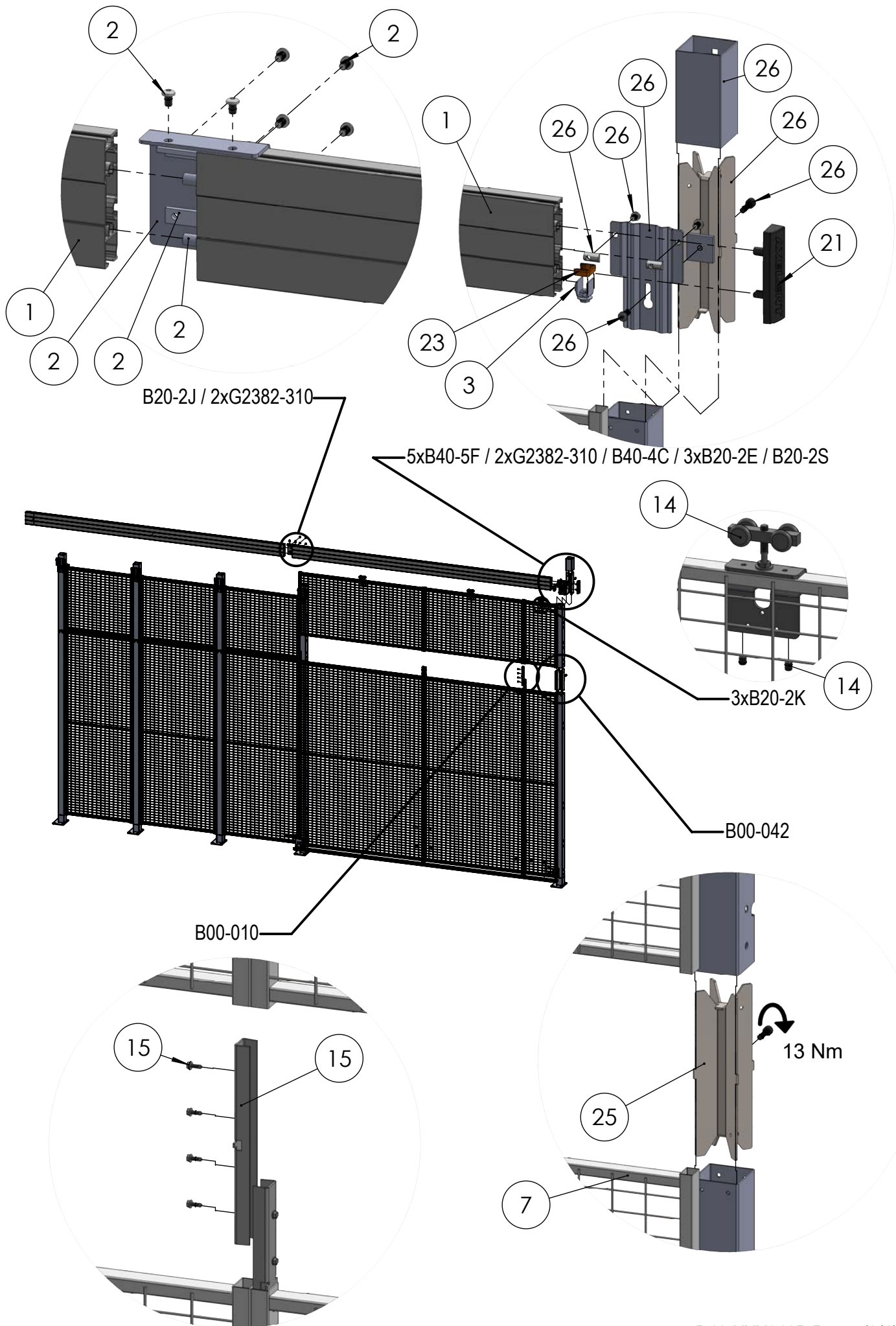


2)

②



①



Clean the holes by a 10 mm drill
to easier insert B20-2E in the 750 mm high panel

